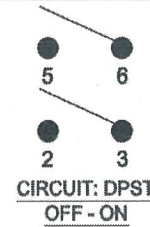
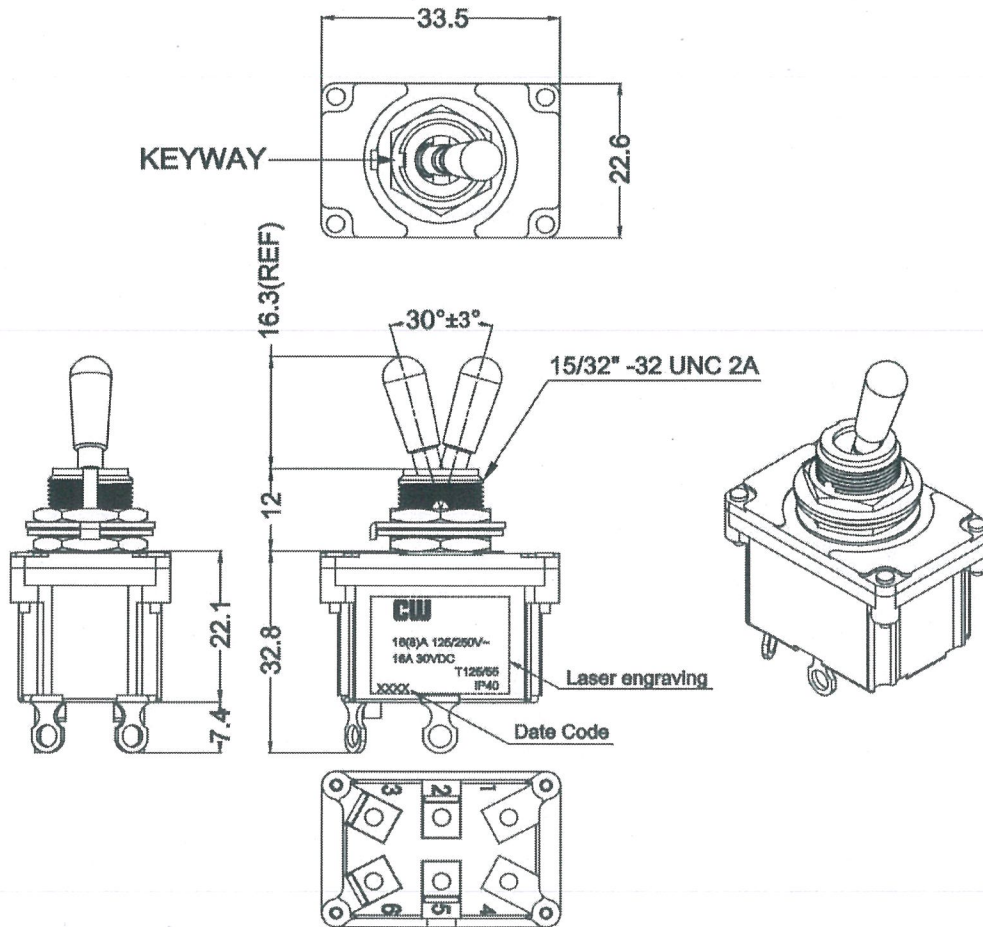
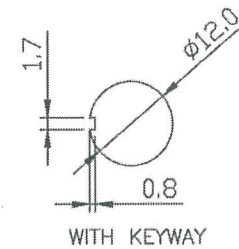
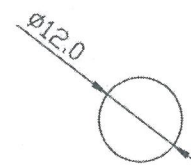


THIS INFORMATION IS CONFIDENTIAL AND PROPRIETARY TO CW INDUSTRIES INCORPORATED AND ITS AFFILIATES. IT MAY NOT BE DISCLOSED TO ANYONE, OTHER THAN CW INDUSTRIES PERSONNEL, WITHOUT WRITTEN AUTHORIZATION FROM CW INDUSTRIES INCORPORATED, SOUTHAMPTON, PENNSYLVANIA USA.

Rating: 16(8)A 125/250V~ T125/55  
 Electrical Life : 10,000 cycles  
 Mechanical Life: 50,000 cycles  
 Contact resistance: 20mΩ Inital (MAX),  
 Insulation resistance: 500VDC - 100MΩ (MIN).  
 Dielectric Strength:  
 (1) 1500VAC For 1 minute (Terminal to Enclouse)  
 (2) 500VAC For 1 minute (Terminal to Terminal)  
 Degree of protction: IP40 (Above the panel)



SWITCH FUNCTION	
OFF	ON
OFF	2-3 5-6



NOTE: TOLERANCES UNLESS OTHERWISE SPECIFIED : ± .02 / 0.5 (mm).

Order Chart						
Series						
GTB4	1	B	3	2	C	Label Type
Rating		Function/Pos.				
Lever Type			Terminal Type			

TB4-1B32-1C

**CW INDUSTRIES**  
 Southampton, Pa. 18966  
 Tel 215.355.7080/www.cwind.com

Date Drawn: DW 11/10/23

Rev. 0

Unit: mm

Checked By: *G. GULD*

Title:  
**TOGGLE SWITCH**

CW P/N:  
**GTB41B32C**

**MASTER**