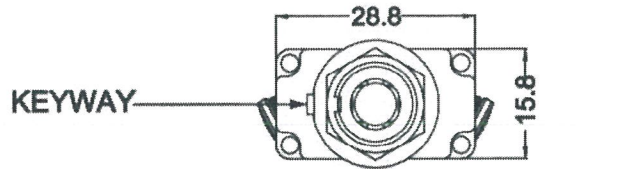
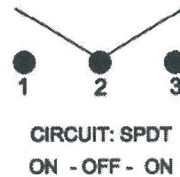
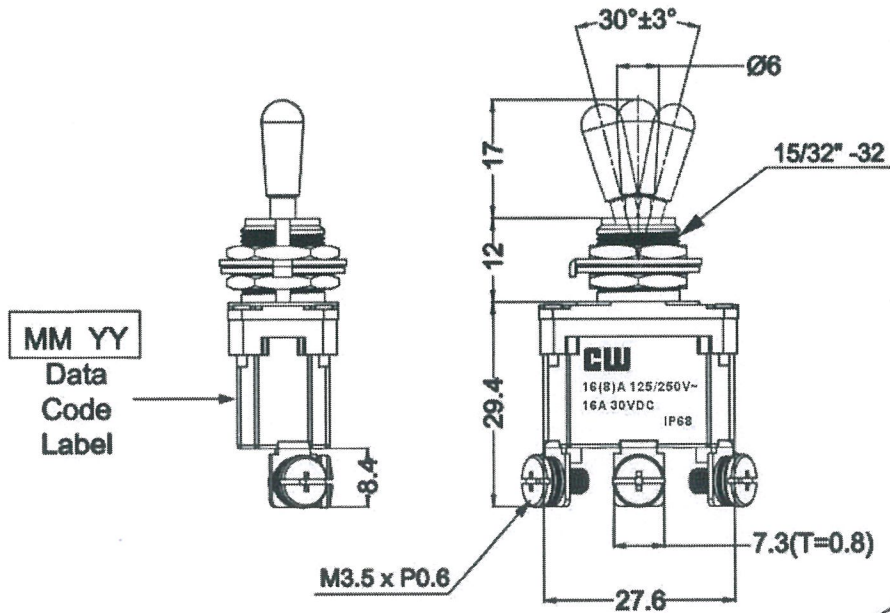


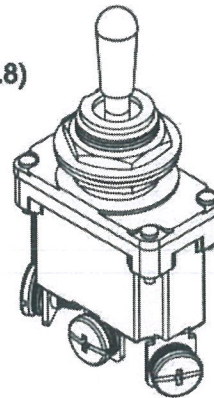

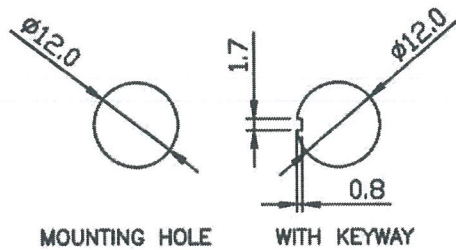
THIS INFORMATION IS CONFIDENTIAL AND PROPRIETARY TO CW INDUSTRIES INCORPORATED AND ITS AFFILIATES. IT MAY NOT BE DISCLOSED TO ANYONE, OTHER THAN CW INDUSTRIES PERSONNEL, WITHOUT WRITTEN AUTHORIZATION FROM CW INDUSTRIES INCORPORATED, SOUTHAMPTON, PENNSYLVANIA USA.



**Rating: 16(8)A 125/250V~ $\mu$ T55**  
**Electrical Life: 10,000 cycles**  
**Mechanical Life: 50,000 cycles**  
**Contact resistance: 20m $\Omega$  Initial (Max).**  
**Insulation resistance: 500VDC - 100M $\Omega$  (Min).**  
**Dielectric Strength:**  
 (1) 1500VAC for 1 minute  
 (2) 500VAC for 1 minute (Terminal to Terminal)  
**Degree of protection: IP68 (Above the panel)**  
**Lever type: Brass**  
**Terminal type: Screw terminal**



SWITCH FUNCTION		
ON	OFF	ON
1-2	OFF	2-3



Order Chart			
Series	Terminal Type	Label Type	Type
GTB1	B	4	1 C
Lever Type		Position/Function	

Note: Tolerance unless otherwise specified:  $\pm \begin{matrix} .02 \\ 0.5 \end{matrix}$  (mm).

TB1-AB41-1C

**CW INDUSTRIES**  
 Southampton, Pa. 18966  
 Tel 215.355.7080/www.cwind.com

Date Drawn: DW 11/22/21 Rev. 0  
 Title: **TOGGLE SWITCH**

Unit: mm Checked By: *G. GULD*  
 CW P/N: **GTB1B41C**

MASTER