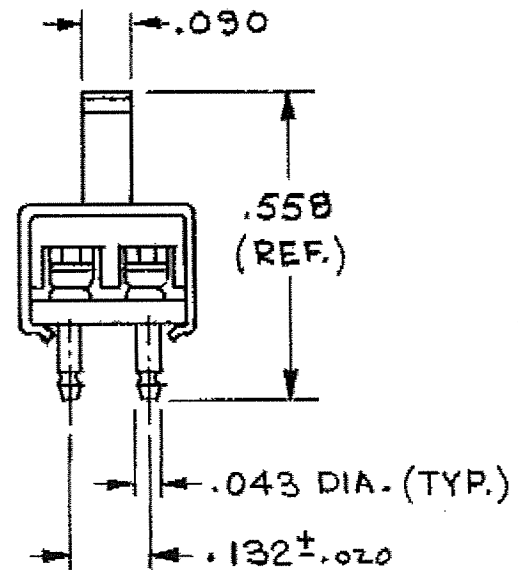
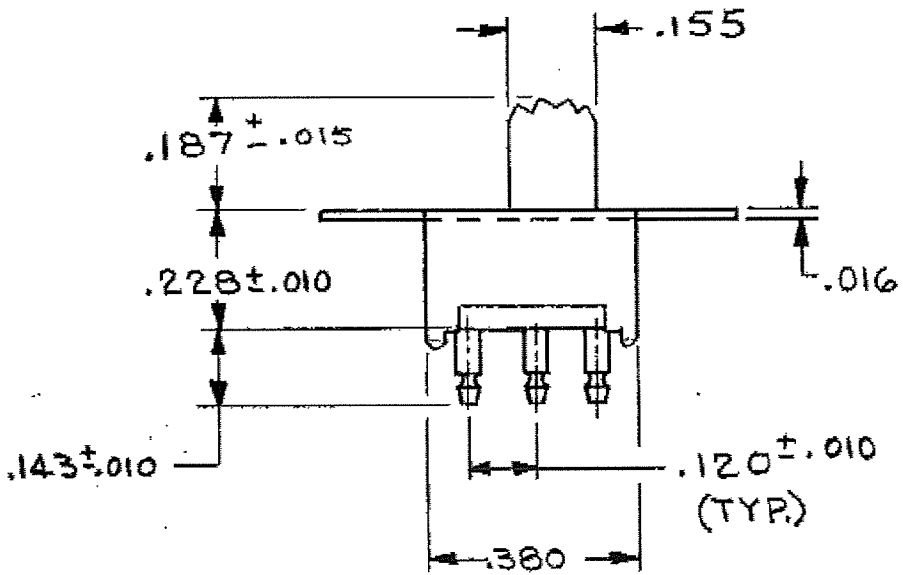
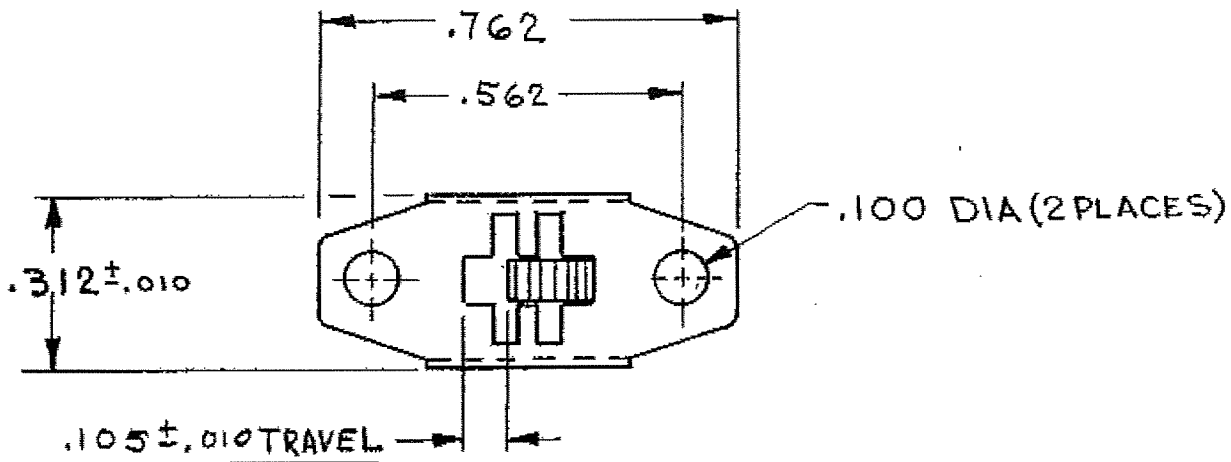


0000-11-59



DIMENSIONS ARE IN INCHES. DO NOT SCALE DRAWING.

REVISIONS	0
DATE AP. 7-19-73	PH
ENG. AP.	
.132 ± .020 WAS PH	
.172 ± .020	
.043 DIA WAS .040	
T.L. 1-27-76	

**ATTENTION**  
 THIS DRAWING AND ITS ATTACHMENTS, IF ANY, ARE PROPRIETARY TO CW INDUSTRIES AND DESCRIBE DESIGNS THAT ARE CONFIDENTIAL AND MUST NOT BE DISCLOSED UNLESS AUTHORIZED, IN WRITING, BY AN OFFICER OF CW INDUSTRIES.....

VARIATIONS ON FINISHED DIMENSIONS UNLESS OTHERWISE MARKED	
TOLERANCES UNLESS OTHERWISE SPECIFIED	
2 PLACE DECIMAL	± .010
3 PLACE DECIMAL	± .005
FRACTIONS	± 1/64
ANGULAR DIMENSIONS	± 1/2°

**SWIDGET JR.**  
**D.P. - DT.**  
 FIRST MADE FOR C.W.  
 DRAWN BY J.V.  
 DATE DRAWN 7-3-73  
 CHECKED BY PH

PDF File Made

**CW INDUSTRIES**  
 WARMINSTER, PA. 18974

GS-113-0000