

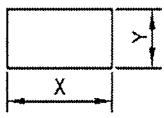
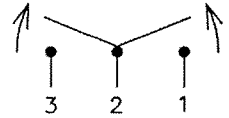


THIS INFORMATION IS CONFIDENTIAL AND PROPRIETARY TO CW INDUSTRIES INCORPORATED AND ITS AFFILIATES. IT MAY NOT BE DISCLOSED TO ANYONE, OTHER THAN CW INDUSTRIES PERSONNEL, WITHOUT WRITTEN AUTHORIZATION FROM CW INDUSTRIES INCORPORATED, SOUTHAMPTON, PENNSYLVANIA USA.

Rating	20A 125VAC 3/4HP 10A 250VAC 3/4HP 20A 14VAC 10A 24VAC	 
	10(4)A 250V~	
Contact Resistance	50m ohm Max.	
Insulation Resistance	DC 500V 100M ohm Min.	
Dielectric Strength	AC 1500V 1 minute	
Operation Temp.	- 20°C ~ 85°C	
Function	3P SPDT (ON)-OFF-(ON)	

() = Momentary Function

Mounting Hole		Circuit Diagram
		
Thickness	X	Y
0.75~5mm	36.8 ^{+0.2}	15.3 ^{+0.2}
0.03~0.2Inch	1.45 ^{+0.008}	.60 ^{+0.008}

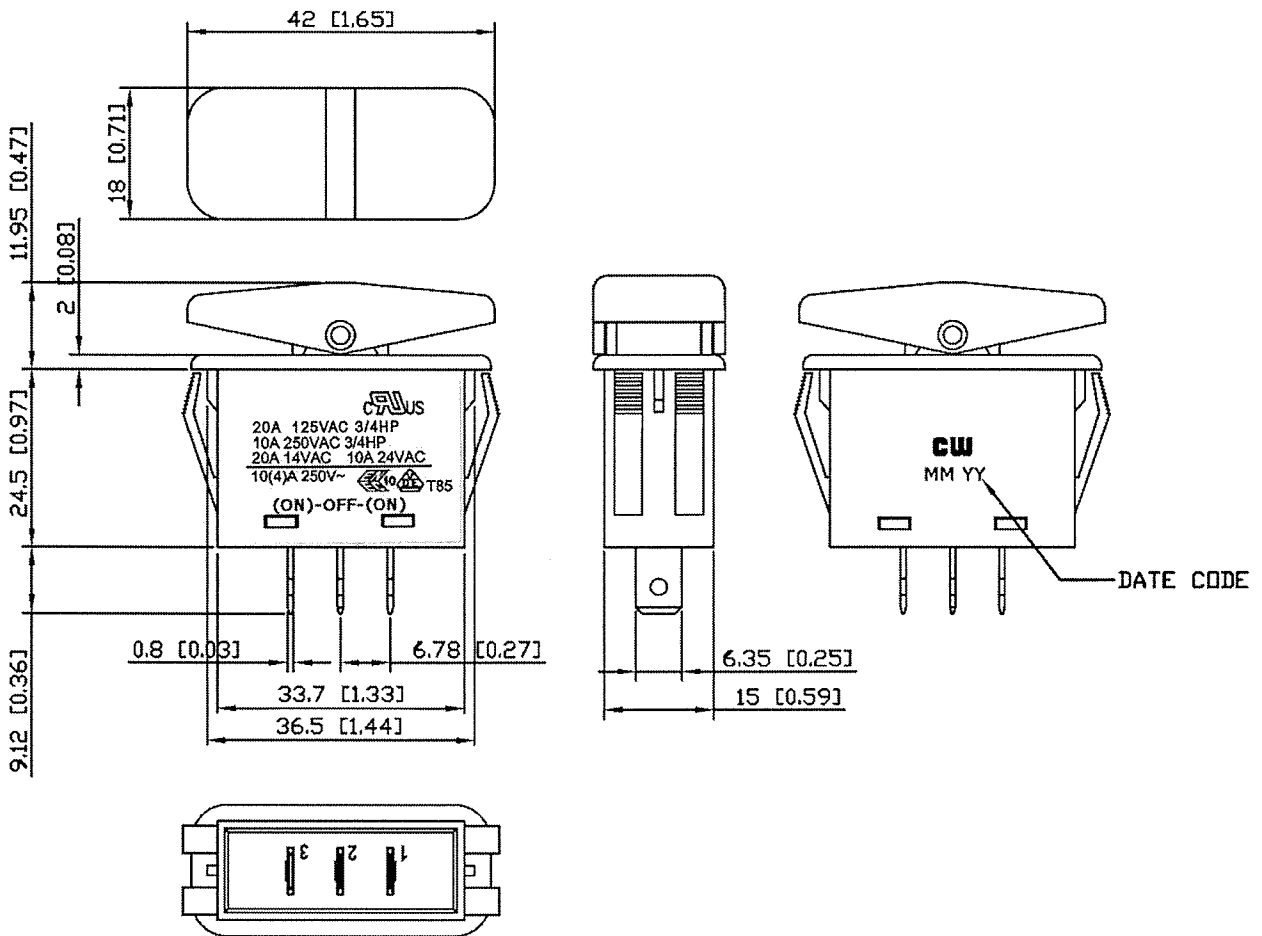
Material:

Frame: Black, Nylon# 66

Actuator: Black, Nylon#66+33%GF

Printed: None

Water proof and dust proof to fit IP-56



RoHS Compliant

2 20A 125VAC 3/4HP was 20A 125VAC 1/3HP. 8-20-13.
1 Flipped view of circuit diagram & rotated bottom view. 1/17/11.

CW INDUSTRIES
Southampton, Pa. 18966
Tel 215.355.7080/www.cwind.com

Date Drawn: 12/08/10

Rev. 2

Unit: mm

Checked By: *G. Guld*

Title: **ROCKER SWITCH**

CW P/N: **GRB258I01BB**