
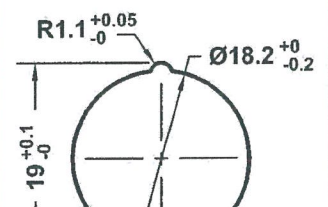

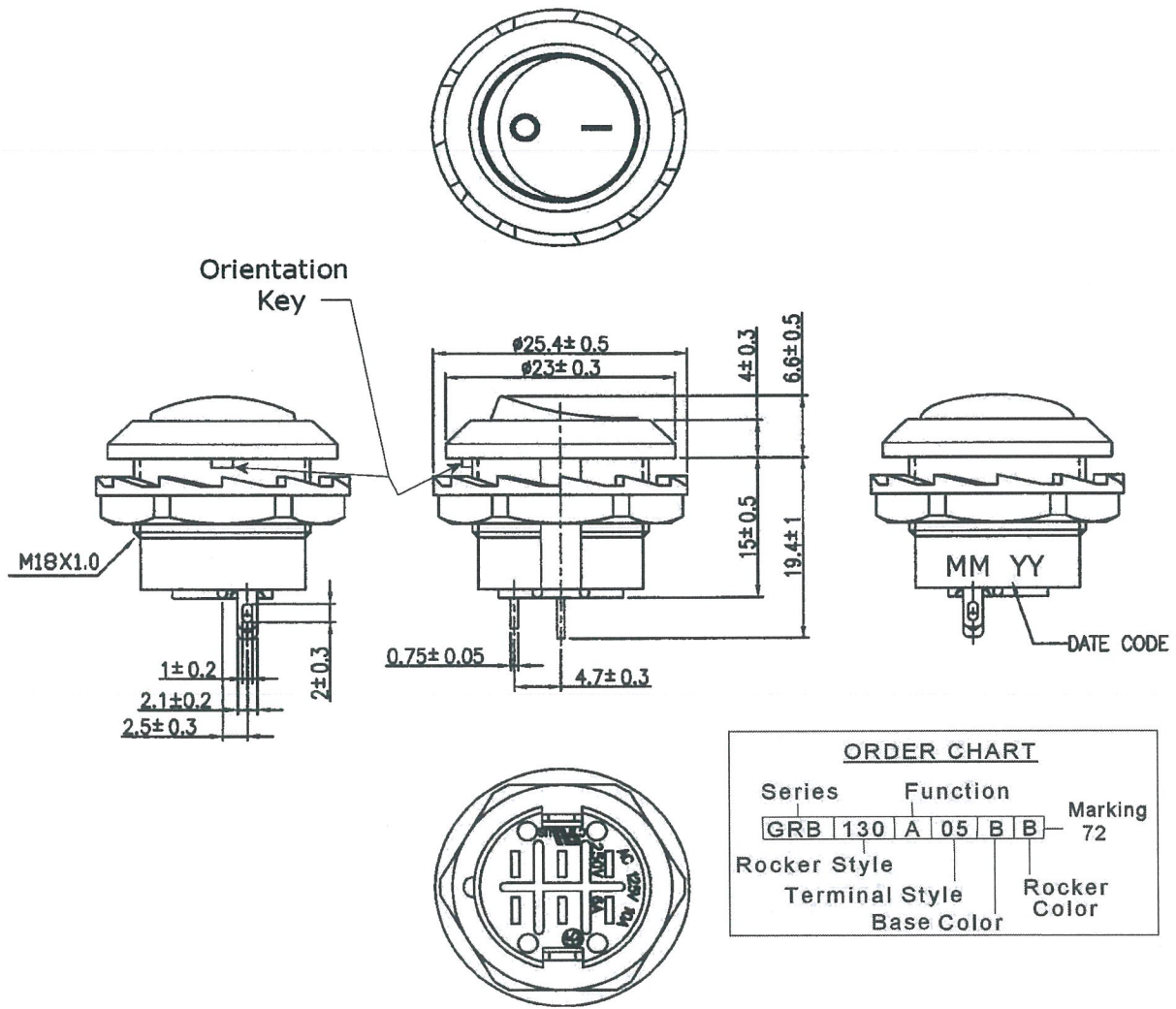


THIS INFORMATION IS CONFIDENTIAL AND PROPRIETARY TO CW INDUSTRIES INCORPORATED AND ITS AFFILIATES. IT MAY NOT BE DISCLOSED TO ANYONE, OTHER THAN CW INDUSTRIES PERSONNEL, WITHOUT WRITTEN AUTHORIZATION FROM CW INDUSTRIES INCORPORATED, SOUTHAMPTON, PENNSYLVANIA USA.

Rating	10A 125V, 6A 250V AC		Mounting Hole	Circuit Diagram
Contact Resistance	50m ohm max.			
Insulation Resistance	DC 500V 100M ohm min.			
Dielectric Strength	AC 1500V 1 minute			
Operating Temperature	-25°C ~ 85°C			

BASE COLOR: Black
 BUTTON COLOR: Black
 PRINTED: White, hot stamping

Cut-Out 6.0 mm thk. max



ORDER CHART				
Series	Function	Marking		
GRB	130	A	05	B B
Rocker Style		Terminal Style		Rocker Color
Base Color				

MASTER

RoHS Compliant

R13-130A-05-BB2

- 2 Removed logo and added order chart. DW 2/27/23.
- 1 Added Orientation Key to Drawing. 9/15/2011.

CW INDUSTRIES
 Southampton, Pa. 18966
 Tel 215.355.7080/www.cwind.com

Date Drawn: 12/17/09

Rev. 2

Unit: mm

Checked By: *G. GOLD*

Title: **ROCKER SWITCH**

CW P/N: **GRB130A05BB2**