
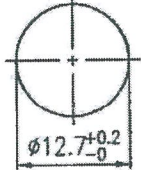



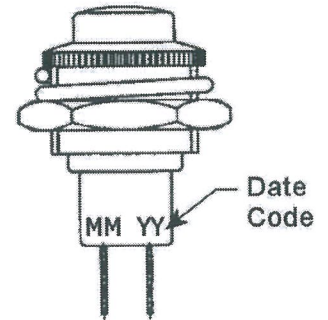
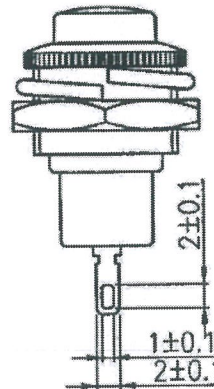
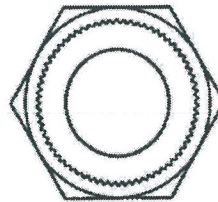
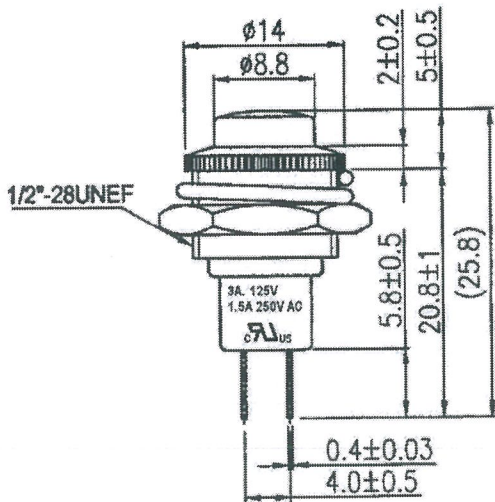
THIS INFORMATION IS CONFIDENTIAL AND PROPRIETARY TO CW INDUSTRIES INCORPORATED AND ITS AFFILIATES. IT MAY NOT BE DISCLOSED TO ANYONE, OTHER THAN CW INDUSTRIES PERSONNEL, WITHOUT WRITTEN AUTHORIZATION FROM CW INDUSTRIES INCORPORATED, SOUTHAMPTON, PENNSYLVANIA USA.

Rating	3A. 125V , 1. 5A 250V AC		Mounting Hole	Circuit Diagram
Contact Resistance	50m ohm max.			
Insulation Resistance	DC 500V 100M ohm min.			
Dielectric Strength	AC 1000V 1 minute			
Operating Temperature	0° C ~ 85° C			
Switch Function	2P SPST OFF - (ON)			

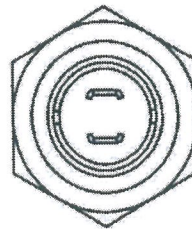
Cut-Out 3mm thk. max.

( ) = Momentary

**Material:**  
Housing: Brass Alloy, Cr-Plating  
Button: Nylon #66, Yellow  
Bottom Cover: PBT+30%GF, Black  
Terminals: Copper Alloy



Order Chart				
Series	Body	Terminal	Button Color	
GPB502	M A	05 B	Y	
	Function	Body Color		



Tolerances Unless Otherwise Specified +/-0.3.

RoHS Compliant

R13-502MA-05-BY

**MASTER**

1 Removed Logo & added order chart. DW 1/12/23.

**CW INDUSTRIES**  
Southampton, Pa. 18966  
Tel 215.355.7080/www.cwind.com

Date Drawn: 4-03-13

Rev. 1

Unit: mm

Checked By: *G. GULD*

Title: **PUSH BUTTON SWITCH**

CW P/N: **GPB502MA05BY**