
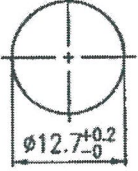



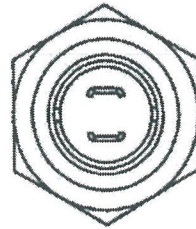
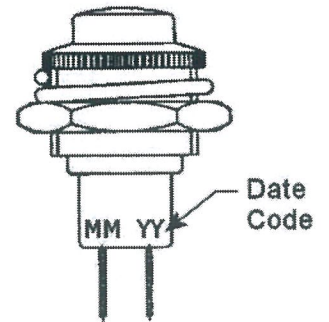
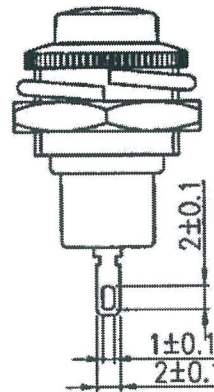
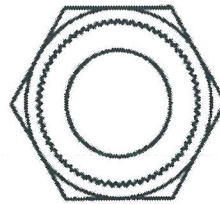
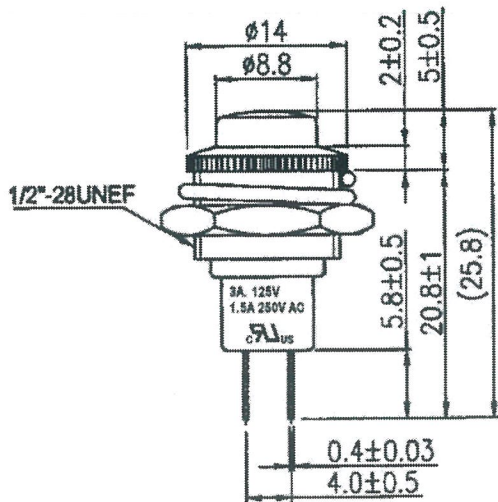
THIS INFORMATION IS CONFIDENTIAL AND PROPRIETARY TO CW INDUSTRIES INCORPORATED AND ITS AFFILIATES. IT MAY NOT BE DISCLOSED TO ANYONE, OTHER THAN CW INDUSTRIES PERSONNEL, WITHOUT WRITTEN AUTHORIZATION FROM CW INDUSTRIES INCORPORATED, SOUTHAMPTON, PENNSYLVANIA USA.

Rating	3A. 125V , 1. 5A 250V AC		Mounting Hole	Circuit Diagram
Contact Resistance	50m ohm max.			
Insulation Resistance	DC 500V 100M ohm min.			
Dielectric Strength	AC 1000V 1 minute			
Operating Temperature	0° C ~ 85° C			
Switch Function	2P SPST OFF - (ON)			

Cut-Out 3mm thk. max.

() = Momentary

Material:
Housing: Brass Alloy, Cr-Plating
Button: Nylon #66, Black
Bottom Cover: PBT+30%GF, Black
Terminals: Copper Alloy



Order Chart					
Series	Body		Terminal	Button	
GPB502	M	A	05	B	B
	Function			Body Color	
				Color	

Tolerances Unless Otherwise Specified +/-0.3.

RoHS Compliant

MASTER

R13-502MA-05-BB

2	Removed Logo & added order chart. DW 1/12/23.
1	Redrawn. Updated views, Materials & Tolerances. 4-03-13.

CW INDUSTRIES
Southampton, Pa. 18966
Tel 215.355.7080/www.cwind.com

Date Drawn: 12/25/09

Rev. 2

Unit: mm

Checked By: *G. GULD*

Title: **PUSH BUTTON SWITCH**

CW P/N: **GPB502MA05BB**