
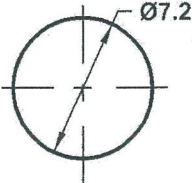
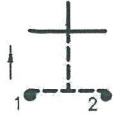
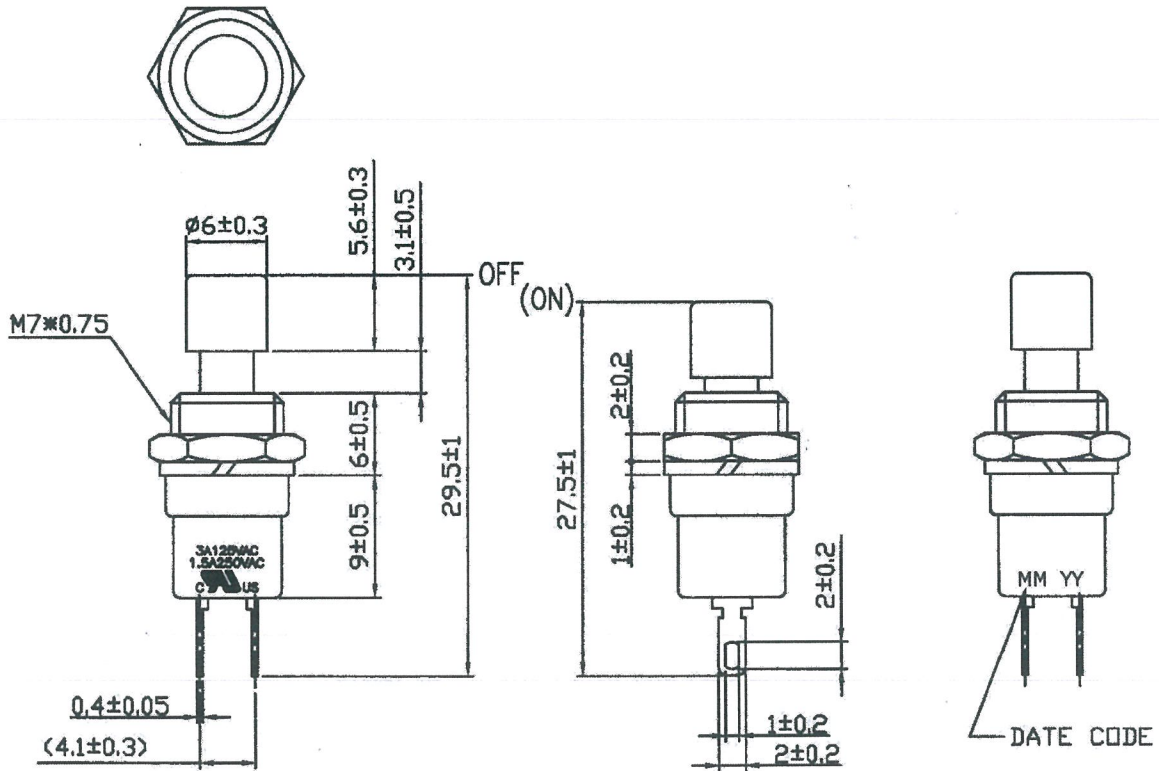


THIS INFORMATION IS CONFIDENTIAL AND PROPRIETARY TO CW INDUSTRIES INCORPORATED AND ITS AFFILIATES. IT MAY NOT BE DISCLOSED TO ANYONE, OTHER THAN CW INDUSTRIES PERSONNEL, WITHOUT WRITTEN AUTHORIZATION FROM CW INDUSTRIES INCORPORATED, SOUTHAMPTON, PENNSYLVANIA USA.

Rating	3A. 125VAC, 1.5A. 250VAC		Mounting Hole	Circuit Diagram
Contact Resistance	50m ohm max.			 SPST OFF - (ON) () = Momentary
Insulation Resistance	DC 500V 100M ohm min.			
Dielectric Strength	AC 1000V 1 minute			

Cut-Out 4mm thk. max.

BASE COLOR: Black
 BUTTON COLOR: Black



Order Chart				
Series	Terminal		Button Color	
GPB024	A	05	B	B
Function			Base Color	

RoHS Compliant

MASTER

1 | Removed Logo & Added Order Chart. DW 1/05/23.

CW INDUSTRIES
 Southampton, Pa. 18966
 Tel 215.355.7080/www.cwind.com

Date Drawn: 12/25/09

Rev. 1

Unit: mm

Checked By: *G. GULD*

Title: **PUSH BUTTON SWITCH**

CW P/N: **GPB024A05BB**