
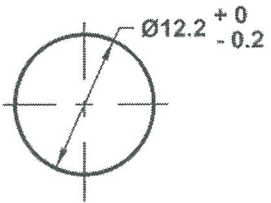

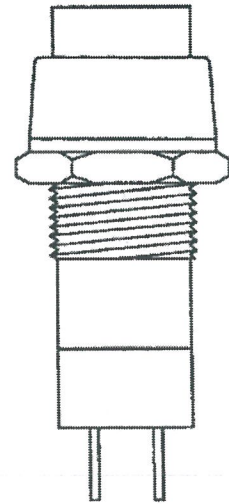
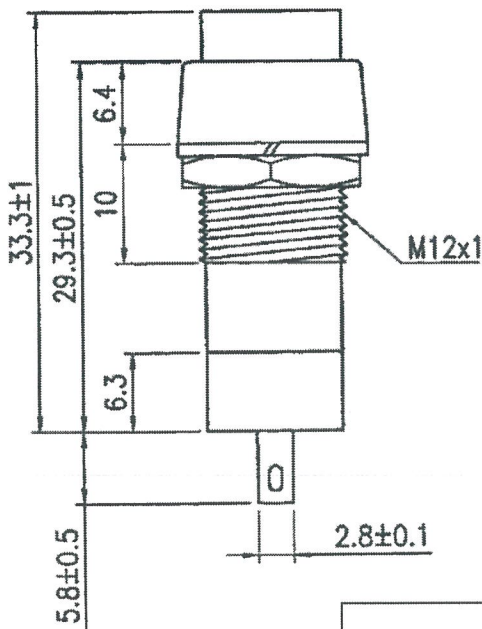
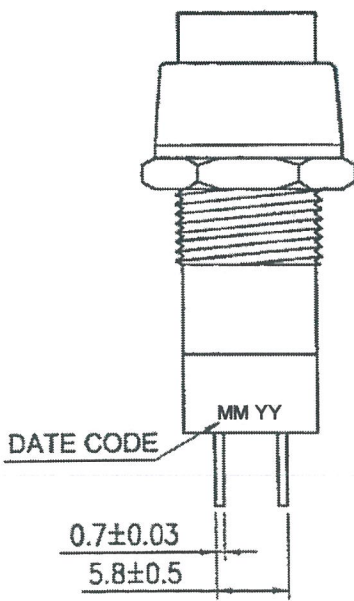
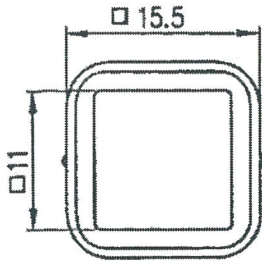


THIS INFORMATION IS CONFIDENTIAL AND PROPRIETARY TO CW INDUSTRIES INCORPORATED AND ITS AFFILIATES. IT MAY NOT BE DISCLOSED TO ANYONE, OTHER THAN CW INDUSTRIES PERSONNEL, WITHOUT WRITTEN AUTHORIZATION FROM CW INDUSTRIES INCORPORATED, SOUTHAMPTON, PENNSYLVANIA USA.

Rating	1.5A. 250V, 3A. 125V AC		Mounting Hole	Circuit Diagram
Contact Resistance	50m ohm max.			
Insulation Resistance	DC 500V 100M ohm min.			
Dielectric Strength	AC 1500V 1 minute			
Switch Function	2P SPST OFF - ON			

Cut-Out 4mm thk. max.

Material:  
 Frame: Black, ABS  
 Actuator: Red, ABS



ORDER CHART			
Series	Terminal	Actuator Color	
GPB023	B 05	B	R
Function		Frame Color	

Tolerances +/- 0.3 Unless Otherwise Specified.

RoHS Compliant

**MASTER**

2	Removed logo & added chart. DW 1/06/23.
1	Redrawn. Updated dimensions and views. 4/04/14.

R13-23B-05-BR

**CW INDUSTRIES**  
 Southampton, Pa. 18966  
 Tel 215.355.7080/www.cwind.com

Date Drawn: 12/23/09

Rev. 2

Unit: mm

Checked By: *G. GULD*

Title:  
**PUSH BUTTON SWITCH**

CW P/N:  
**GPB023B05BR**