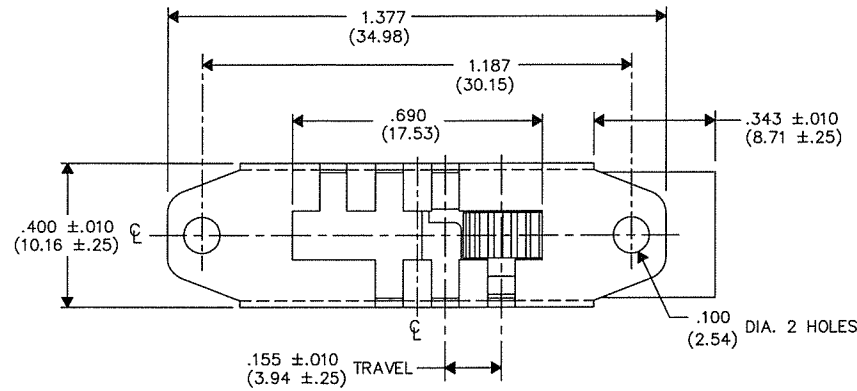


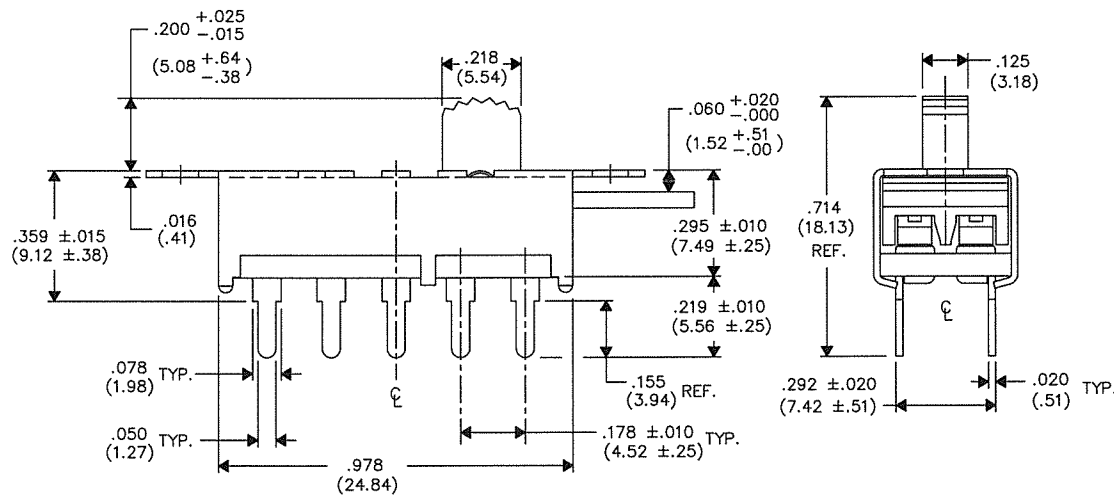
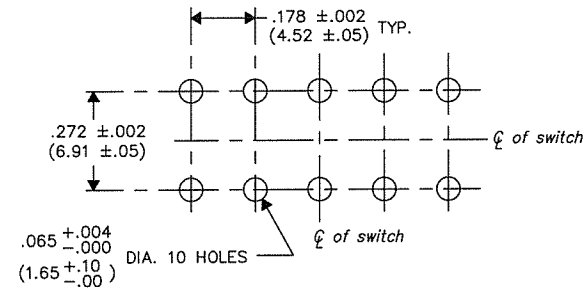
DIMENSIONS IN INCHES (MILLIMETERS)
DO NOT SCALE DRAWING

Dwg. No.

G-141L-0001



P.C. LAYOUT



1 2 3 4 5 6 7 8 9 10

FORM-B4

REVISIONS

0	RELEASED: DCW 5-06-2004 MAY 06, 2004
---	--

ATTENTION
THIS DRAWING AND ITS ATTACHMENTS, IF ANY, ARE PROPRIETARY TO CW INDUSTRIES AND DESCRIBE DESIGNS THAT ARE CONFIDENTIAL AND MUST NOT BE DISCLOSED UNLESS AUTHORIZED, IN WRITING, BY AN OFFICER OF CW INDUSTRIES.....

CW INDUSTRIES
Southampton, Pa. 18966

TOLERANCES UNLESS OTHERWISE SPECIFIED
2 Place Decimal ±.010 METRIC
3 Place Decimal ±.005 1 Place Dec. ±.25mm
Angles ±1' 2 Place Dec. ±.13mm

Made for: CW IND.
Drawn by: DGW 5-06-2004
Checked by: GG 5-6-04
Approval: BF 5-6-4

Title:

SWIDGET
D.P.-4 POS.

Division:

SWITCH

Dwg. No.

G-141L-0001

PDF File Made