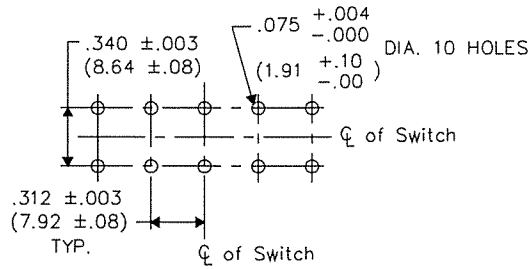
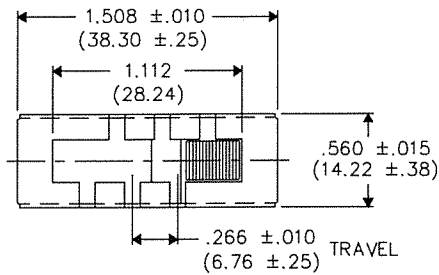
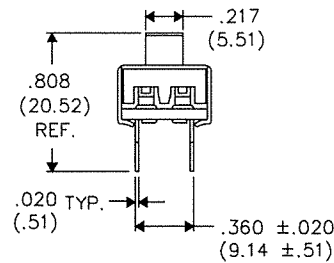
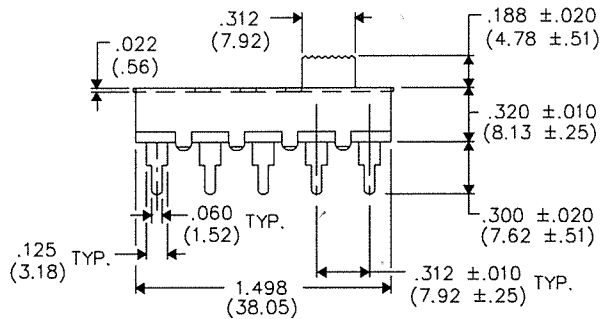


DIMENSIONS IN INCHES (MILLIMETERS)  
DO NOT SCALE DRAWING .....

Dwg. No.  
G-1138S-0049



P.C. LAYOUT



ELECTRICAL RATING:

- UL & CSA LISTING
- 11A A.C. .5A D.C. 125V.
- 5.5A(H) 250 V.A.C.
- 5A 277 V.A.C.
- 1/4 H.P. 125-250 V.A.C.
- 1/2 H.P. 277 V.A.C.

FORM-B2

REVISIONS

0

RELEASED:  
DGW 4-09-96  
4-18-96

**ATTENTION**

THIS DRAWING AND ITS ATTACHMENT, IF ANY, ARE  
PROPRIETARY TO CW INDUSTRIES AND DESCRIBE  
DESIGNS THAT ARE CONFIDENTIAL AND MUST NOT  
BE DISCLOSED UNLESS AUTHORIZED, IN WRITING,  
BY AN OFFICER OF CW INDUSTRIES.....

**CW INDUSTRIES**  
Southampton, Pa. 18966

TOLERANCES UNLESS OTHERWISE SPECIFIED

2 Place Decimal ±.010	METRIC
3 Place Decimal ±.005	1 Place Dec. ±.25mm
Angles ..... ±1°	2 Place Dec. ±.13mm

Title:  
**STD. SWITCH  
ASSEMBLY**  
D.P. - 4 POS.

Made for: CW IND.  
Drawn by: DGW 4-09-96  
Checked by: GG 4-17-96  
Approval: BF 4-18-96

Division:  
SWITCH  
Dwg. No.  
G-1138S-0049

PDF File Made