

DIMENSIONS IN INCHES (MILLIMETERS)  
DO NOT SCALE DRAWING .....

Dwg. No.

CWR-130-24-0203

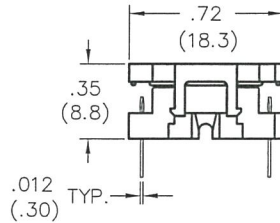
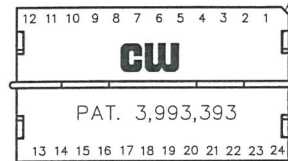
**MATERIALS:**

PLASTIC PARTS - UL94V-0 Thermoplastic (blue), flame retardant.  
CONTACTS - Phosphor Bronze, Std.  
CONTACT PLATING - 100Sn (min.) / .000050Ni (min.)

**OPERATING STANDARDS:**

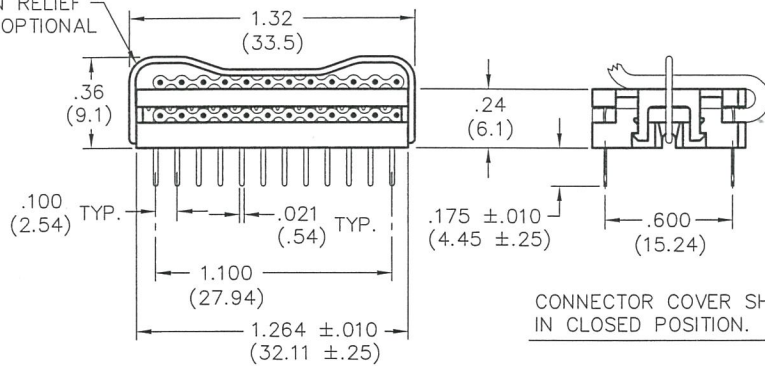
TEMPERATURE RATING - 125°C.  
CONTACT RATING - 1 Ampere.  
DIELECTRIC STRENGTH - Over 500 V.D.C. AT SEA LEVEL.  
CONDUCTORS ACCEPTED - 28-30 AWG solid or stranded.

NOTCHED CORNER ORIENTS  
No. 1 CONTACT LOCATION.



CONNECTOR COVER SHOWN  
IN OPEN POSITION.

STRAIN RELIEF  
STRAP-OPTIONAL



CONNECTOR COVER SHOWN  
IN CLOSED POSITION.

# CUSTOMER DRAWING

1 2 3 4 5 6 7 8 9 10

B-FORMAT 2002 <b>REVISIONS</b> 0 RELEASED: DGW 10-19-2006 	<b>ATTENTION</b> THIS DRAWING AND ITS ATTACHMENTS, IF ANY, ARE PROPRIETARY TO CW INDUSTRIES AND DESCRIBE DESIGNS THAT ARE CONFIDENTIAL AND MUST NOT BE DISCLOSED UNLESS AUTHORIZED, IN WRITING, BY AN OFFICER OF CW INDUSTRIES.						PDF FILE MADE 	<b>CW INDUSTRIES</b> Southampton, Pa. 18966		Title: <b>DIP CONNECTOR W/.175" SOLDER POSTS</b>	
	TOLERANCES UNLESS OTHERWISE SPECIFIED 2 Place Decimal ±.010 METRIC 3 Place Decimal ±.005 1 Place Dec. ±.25mm Angles ..... ±1' 2 Place Dec. ±.13mm				Division: <b>CONNECTOR</b>						
	Made for: CW IND.				Dwg. No. <b>CWR-130-24-0203</b>						
	Drawn by: DGW 10-19-2006 Checked by: <i>G. Guld 10-25-06</i> Approval: <i>G. Guld</i>										

**MASTER**